



# Relationship between land uses and diversity of dung beetles (Coleoptera: Scarabaeinae) in the southern Atlantic forest of Argentina: which are the key factors?

V. C. Giménez Gómez<sup>1</sup> · J. R. Verdú<sup>2</sup> · C. B. Guerra Alonso<sup>1</sup> · G. A. Zurita<sup>1,3</sup>

Received: 19 January 2018 / Revised: 5 June 2018 / Accepted: 23 July 2018  
© Springer Nature B.V. 2018

## Abstract

The loss of natural habitats is one of the main drivers of biodiversity decline. Anthropogenic land uses preserving biotic and abiotic conditions of the native ecosystem are more suitable to preserve the native biodiversity. In this study, we explored changes in species richness and composition in different land uses of the southern Atlantic forest, considering three independent factors: (1) canopy (presence–absence), (2) type of vegetation (native–exotic) and (3) livestock (presence–absence). We expected a gradient of response in the richness and composition of the native forest dung beetle community, from land uses preserving canopy and native vegetation to open land uses with exotic vegetation. Dung beetles were sampled in protected native forests and four land uses, using two potential food resources: human dung and carrion. The species richness and composition of each habitat, as well as differences in composition and the influence of factors over diversity, were then analyzed. As expected, our results showed that land uses preserving canopy and native vegetation maintain the dung beetle diversity of the native forest. Moreover, while the three factors analyzed influenced dung beetle diversity, canopy cover was the main driver of dung beetle diversity loss. The main conclusion of this study is that the conservation of canopy (either native or exotic) is determinant to preserve highly diverse dung beetle communities and subsequently, the ecological functions performed by this taxon. However, the ecophysiological mechanism behind the response of dung beetles to habitat disturbance is poorly understood.

**Keywords** Cover vegetation · Forest habitat · Global change · Livestock · Microclimatic conditions · Scarabaeoidea

---

Communicated by David Hawksworth.

---

**Electronic supplementary material** The online version of this article (<https://doi.org/10.1007/s10531-018-1597-8>) contains supplementary material, which is available to authorized users.

---

✉ V. C. Giménez Gómez  
vc\_gimenezgomez@hotmail.com

Extended author information available on the last page of the article

## Introduction

In the last decades, the destruction of natural habitats has been largely identified as one of the main drivers of biodiversity loss across all major taxonomic groups (Dirzo and Raven 2003). Particularly, the expansion of agricultural areas and tree plantations in highly diverse tropical and subtropical forests has had a major influence on biodiversity patterns (Davies and Margules 1998; Myers et al. 2000; Myers and Knoll 2001; Novacek and Cleland 2001; Arellano et al. 2008). Forest replacements influence the abundance of populations and the structure and composition of communities through changes in the availability of resources and microclimatic conditions (ecological niche) (Culot et al. 2013; Nichols et al. 2013; da Silva and Hernández 2016). While in general land uses influence biological diversity, previous studies have shown that anthropogenic lands uses preserving some of the biotic and abiotic conditions of the native ecosystem are more suitable for native species than those that drastically modify the original conditions (Pineda et al. 2005; Quintero and Roslin 2005; Nichols et al. 2007; Hernández and Vaz-de-Mello 2009; Filloy et al. 2010; Zurita and Bellocq 2012; Hernández et al. 2014; Filgueiras et al. 2015; da Silva and Hernández 2016; Gómez-Cifuentes et al. 2017).

Due to their high diversity and abundance (Ocampo and Hawks 2006; Spector 2006), their sensitivity to human disturbances (Verdú et al. 2007; Gardner et al. 2008; Tonelli et al. 2017), their relatively stable taxonomy (Philips et al. 2004), and their importance in ecosystem functioning (Hanski and Cambefort 1991; Andresen and Feer 2005; Nichols et al. 2008; Verdú et al. 2017), Scarabaeinae dung beetles are an excellent focal taxon to explore the influence of anthropogenic disturbances on populations, communities and ecosystem processes. Previous studies in the Atlantic forest (Hernández et al. 2014; Bogoni et al. 2016; Gómez-Cifuentes et al. 2017; Giménez Gómez et al. 2018) and other tropical and neotropical forests (Vulinec 2002; Quintero and Roslin 2005; Nichols et al. 2007; Alvarado et al. 2018) have shown that forest replacement influences dung beetle populations and communities through changes in vegetation structure, microclimate, soils and the availability of trophic resources. Moreover, changes in vegetation structure have probably an indirect effect on dung beetles through the alteration of microclimatic conditions, including radiant heat (Halffter et al. 1992; Verdú et al. 2007), light intensity, and air and soil temperature and humidity (Davis et al. 2002). Forest dung beetles have physiological restrictions and the large majority of species are sensitive to changes in the microclimate (Davis et al. 2000; Duncan and Byrne 2000). Also, changes in soil conditions (compaction, pH, relative humidity) impose new restrictions to forest dung beetle species because these beetles depend on soil-specific conditions, especially for nesting (Osberg et al. 1993; Sowig 1995; Nichols et al. 2013).

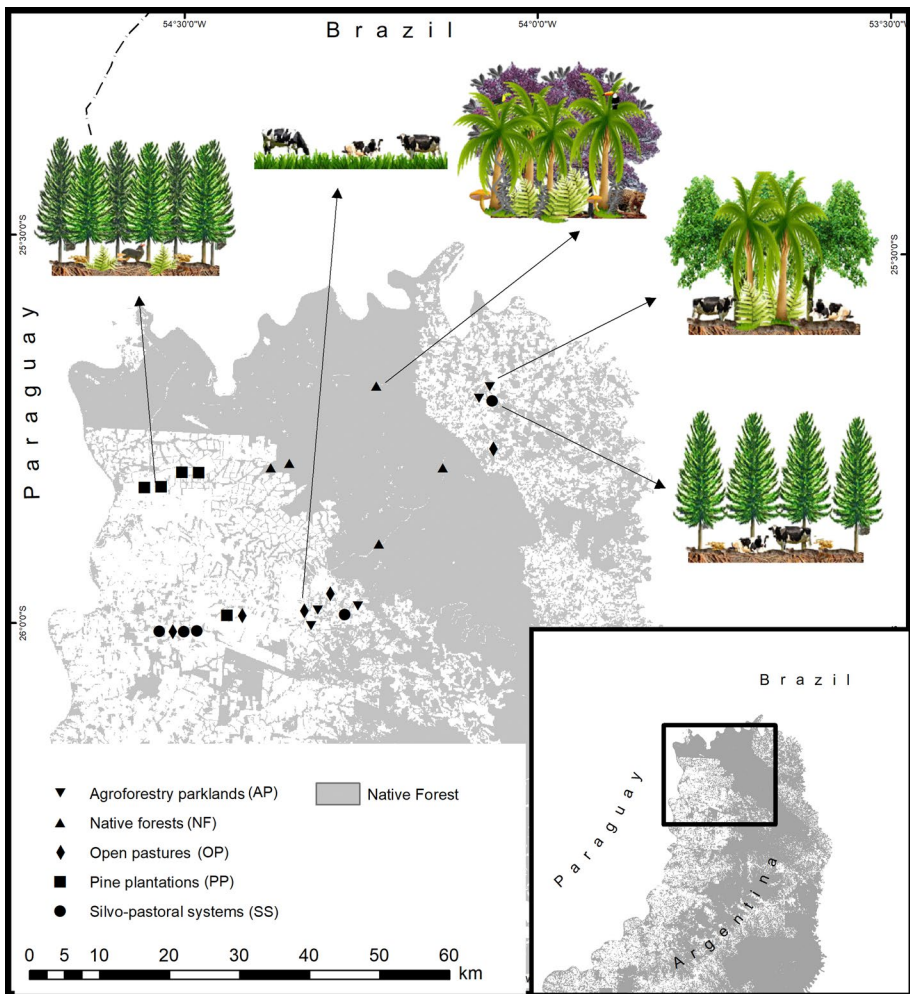
The Atlantic forest is one of the most diverse and threatened ecosystems worldwide (Mittermeier et al. 1998). Currently, it is characterized by highly heterogeneous landscapes, combining large tracks of native forest with agricultural areas, pastures and tree plantations. This area offers the opportunity to simultaneously explore changes in dung beetle diversity in a large variety of land uses within the same region (Izquierdo et al. 2008; Zurita and Bellocq 2012). Taking advantage of this heterogeneity, our main objective was to explore changes in species richness and composition between different land uses, considering three independent factors usually related to dung beetle diversity: (1) canopy (presence-absence), (2) type of vegetation (native-exotic) and (3) livestock (presence-absence). We expected a gradient of response in the richness and composition

of the native forest dung beetle community, from land uses preserving canopy and native vegetation to open land uses with exotic vegetation.

## Materials and methods

### Study area and experimental design

This study was performed in the southern Atlantic forest of Argentina (Fig. 1), a semi-deciduous forest with average precipitations of 2000 mm distributed throughout the year and an average temperature of 25 °C in summer and 15 °C in winter (Oliveira-Filho and



**Fig. 1** Study area in the southern Atlantic forest of Argentina, showing the land uses sampled. Triangles: native forests (NF), squares: pine plantations (PP), inverted triangles: agroforestry parklands (AP), dots: silvo-pastoral systems (SS) and diamonds: open pastures (OP)

Fontes 2000). Landscapes are composed of large tracks of continuous native forest in protected areas (Parque Nacional Iguazú, Parque Provincial Urugua-í, etc.), exotic tree plantations (mainly *Pinus taeda*) with and without livestock (silvo-pastoral systems), open pastures with livestock and exotic grasses, small-scale annual crops (such as corn and tobacco) and Yerba mate (*Ilex paraguariensis*) plantations (Izquierdo et al. 2008; Zurita and Bellocq 2012). Dung beetles were sampled during the 2016 spring (November–December), the time of the year with the highest activity of dung beetles in the region (Hernández and Vaz-de-Mello 2009).

The objective of this study was to explore the individual influence of the following three factors: (1) canopy cover (presence-absence), (2) type of vegetation (native-exotic) and (3) livestock (presence-absence) (Table 1), on dung beetle diversity. To achieve this objective, within the study area, we selected four different land uses, differing in the above-mentioned three factors (five replicates of each land use): (A) mature pine plantations (10–12 years old) (*Pinus taeda*) (pine plantations; exotic canopy cover without livestock); (B) native forest with livestock (agroforestry parklands; native canopy cover with livestock); (C) pine plantations (*Pinus taeda*) with livestock (silvo-pastoral systems; exotic canopy cover with livestock); and (D) deforested areas of pastures with livestock (open pastures without canopy). Additionally, five replicates of native continuous forest were sampled in protected areas (Parque Nacional Iguazú and Parque Provincial Urugua-í). A detailed description of the land uses selected and the native forest can be found in Online Appendix S1. The distance between sampling sites (25 in total) was at least 1 km to guarantee independence among samples. To increase regional representativeness, sampling sites were clustered in four areas separated by a minimum distance of 30 km. All land uses were represented in all areas.

## Dung beetle sampling

A grid of 150 m × 150 m was established in each sampling site (25 in total, five in the native forest and five in each land use). Each grid contained 16 traps separated by 50 m, to minimize the interference between traps (16 traps × 25 sites = 400 traps) (Larsen and Forsyth 2005; Tshikae et al. 2013). Traps consisted of a plastic container (12 cm in diameter and depth) filled with water, neutral detergent and salt to avoid the decomposition of individuals, without interfering with attraction (Nichols et al. 2007). In each replicate, eight traps were baited with human excrement and eight with rotten meat, to capture both necrophagous and coprophagous species (Halffter and Matthews 1966; Specter 2006). Human excrements and rotten meat are the most commonly used baits in neotropical studies to attract the majority of dung beetle species (Audino et al. 2014, da Silva and Hernández

**Table 1** Summary of the experimental design with three factors, (1) canopy cover (presence–absence), (2) type of vegetation (native–exotic) and (3) livestock (presence–absence) in a dung beetle study in the southern Atlantic forest of Argentina

		Canopy cover		
		Native vegetation	Exotic vegetation	Absence
Livestock	Presence	Agroforestry parklands	Silvo-pastoral systems	Open pastures
	Absence	Native forests	Pine plantations	–

Open pastures without livestock were not available in the region

2016). Four sampling periods of 72 h (12 days) were carried out, collecting the material and renewing the bait in each period. All samples were preserved in 70% alcohol until further processing and identification of specimens at species or genus levels using taxonomic guides and the assistance of specialists (Vaz-de-Mello, personal communication). Collected individuals were deposited at the Scarabaeidae Collection of the Instituto de Biología Subtropical—Iguazú (IBSI Sca), Misiones, Argentina.

## Data analysis

To estimate sample coverage, the estimator of the sample coverage of the reference sample was calculated on INEXT (Chao et al. 2016). At community level, to compare species richness between habitats, a non-parametric Kruskal–Wallis test and a pairwise post hoc comparison were performed using the ‘conover.test’ package in R (Dinno 2017; R Core Team 2017).

To explore differences in dung beetle species composition between land uses and the native forest, a non-metric multi-dimensional scaling (NMDS) analysis using Log ( $x + 1$ ) transformation and Bray–Curtis index was performed (Clarke, 1993). The Log ( $x + 1$ ) transformation was used to improve the visualization of points in the Fig. 3. The statistical differences between the groups formed by the NMDS were compared using a nonparametric permutation-based multivariable analysis of variance (PERMANOVA). The  $P$  value was estimated after 999 permutations. Both NMDS and PERMANOVA were performed with PRIMER 6 + Permanova software (Clarke and Gorley 2006).

Finally, to explore the individual influence of canopy cover (presence-absence), livestock (presence-absence) and vegetation type (native-exotic) on the composition of dung beetle assemblages on the different land uses, we made a supplementary PERMANOVA (Bray–Curtis index as a dissimilarity) using the ‘Adonis’ function in R package vegan (Oksanen et al. 2017; R Core Team 2017). We used the replicate data to perform the PERMANOVA and constructed a model with canopy cover, livestock and vegetation type as explanatory variables (factors). The Adonis function provides a statistic ( $F$ ), a measure of the “effect size” ( $R^2$ ) and a  $P$ -value ( $P$ ) for each factor. Factors with  $P$ -value below 0.05 are considered significant and higher  $R^2$  indicates higher explanatory power.

## Results

We collected 14,712 individuals corresponding to 47 species of 16 genera of the sub-family Scarabaeinae. Of the 47 species, 27 were captured in the native forest, 24 in the pine plantations, 31 in the agroforestry parklands, 24 in the silvo-pastoral systems and 19 in the open pastures. *Canthon quinquemaculatus* Castelnau was the most abundant species in the native forests, agroforestry parklands and silvo-pastoral systems, *Eurysternus caribaesus* Herbst in pine plantations, and *Eutrichillum hirsutum* Boucomont in open pastures (Table 2). Only eight species were found in all habitats: *Canthon conformis* Harold, *C. quinquemaculatus*, *Coprophanæus cyanescens* Olsoufieff, *Deltochilum* aff. *komareki* Balthasar, *Dichotomius sericeus* Harold, *Eurysternus parallelus* Castelnau, *E. hirsutum*, *Onthophagus tristis* Harold; and only 15 species were found in one habitat (five in native forests, one in pine plantations, five in agroforestry parklands,

**Table 2** Number of individuals captured in the native forest (NF) and the four land uses studied (*PP* pine plantations, *AP* agroforestry parklands, *SS* silvo-pastoral systems, *OP* open pastures) in the southern Atlantic forest of Argentina

Species	Land uses					Total
	NF	PP	AP	SS	OP	
<i>Ateuchus</i> sp.		1	2			3
<i>Canthidium bituberculatum</i>			3		1	4
<i>Canthidium cavifrons</i>			3			3
<i>Canthidium dispar</i>	5	2				7
<i>Canthidium hyla</i>	1	1		2	9	13
<i>Canthidium lucidum</i>		3	1			4
<i>Canthidium nobile</i>			4	1		5
<i>Canthidium</i> sp.	33		12	4		49
<i>Canthon conformis</i>	1	37	718	335	16	1107
<i>Canthon curvodilatus</i>					13	13
<i>Canthon histrio</i>	1	2	440	8		451
<i>Canthon paraguayanus</i>			6			6
<i>Canthon podagricus</i>					290	290
<i>Canthon quinquemaculatus</i>	<b>409</b>	269	<b>2933</b>	<b>807</b>	14	4432
<i>Chalcocopris hesperus</i>	25					25
<i>Coprophanæus cyanescens</i>	144	89	134	90	12	469
<i>Coprophanæus saphirinus</i>	95	11	83	61		250
<i>Deltochilum brasiliensis</i>	21					21
<i>Deltochilum furcatum</i>	29	6	7	14		56
<i>Deltochilum icaroides</i>			2			2
<i>Deltochilum</i> aff. <i>komareki</i>	135	237	781	797	10	1960
<i>Deltochilum morbillosum</i>	4	1				5
<i>Dichotomius</i> aff. <i>fissus</i>		3	1			4
<i>Dichotomius carbonarius</i>	16		129	86	7	238
<i>Dichotomius depresicollis</i>	4	18	3	5		30
<i>Dichotomius mormon</i>	17	12	34	75		138
<i>Dichotomius nisus</i>				34	163	197
<i>Dichotomius sericeus</i>	296	331	529	677	5	1838
<i>Eurysternus aeneus</i>			3	1	1	5
<i>Eurysternus caribaeus</i>	377	<b>865</b>	160	130		1532
<i>Eurysternus howdeni</i>	1					1
<i>Eurysternus parallelus</i>	152	33	332	36	2	555
<i>Eutrichillum hirsutum</i>	1	67	49	95	<b>305</b>	517
<i>Ontherus erosioides</i>			1			1
<i>Ontherus sulcator</i>		4	13	22	32	70
<i>Ontophagus</i> aff. <i>búculus</i>			2	5	12	19
<i>Ontophagus catharinensis</i>	68	21	6	1		96
<i>Ontophagus</i> sp.				1		1
<i>Ontophagus tristis</i>	21	132	2	5	1	160
<i>Phanaeus splendidulus</i>	2					2
<i>Scybalocantho nigriceps</i>	12					12

**Table 2** (continued)

Species	Land uses					Total
	NF	PP	AP	SS	OP	
<i>Trichillum externepunctatum</i>					5	5
<i>Trichillum hesper</i>					18	18
<i>Uroxys dilaticollis</i>	3	19				22
<i>Uroxys epipleuralis</i>			1			1
<i>Uroxys</i> sp.	2		1			3
<i>Uroxys thoracalis</i>		70				70
<b>Total</b>	<b>1875</b>	<b>2234</b>	<b>6395</b>	<b>3292</b>	<b>916</b>	<b>14,712</b>

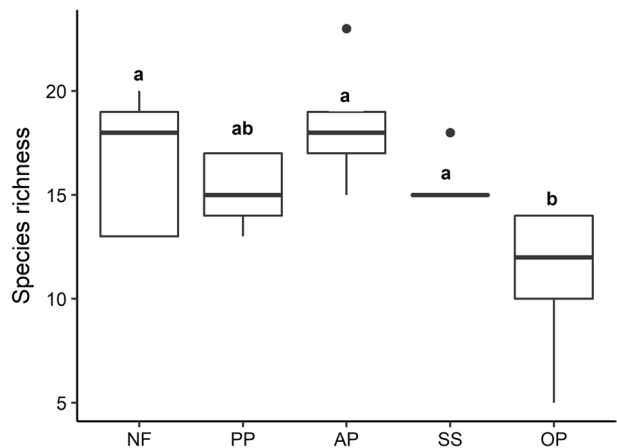
Bold letters show the most abundant species in each habitat

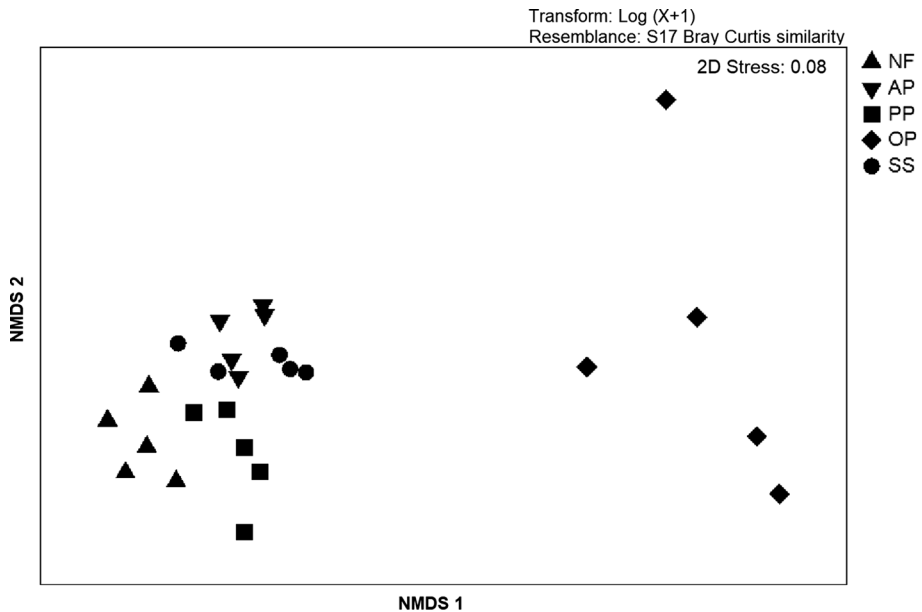
one in silvo-pastoral systems and three in open pastures). Finally, the sampling effort captured more than 98% of species in all the habitats (Online Appendix S2).

When comparing species richness, significant differences were found between habitats (K-W,  $H = 11.30$ ,  $N = 4$ ,  $P = 0.0212$ ). All habitats with canopy cover (native forests, pine plantations, agroforestry parklands and silvo-pastoral systems) showed similar and higher richness compared to open pastures (Fig. 2).

When comparing species composition among land uses, the NMDS clearly separated the open pastures from the native forest and the rest of the land uses (2D Stress: 0.08) (Fig. 3). Also, the PERMANOVA analysis showed that significant differences exist between all land uses (PERMANOVA,  $F = 12.348$ ,  $df = 4$ ,  $P = 0.001$ ), with the only exception of agroforestry parklands and silvo-pastoral systems (Table 3). Finally, the supplementary PERMANOVA (through the Adonis function) showed that the three factors proposed explained differences in dung beetle compositions among habitats and the native forest, but in a different magnitude: canopy cover presence had a higher effect ( $P = 0.001$ ,  $R^2 = 0.541$ ), then was the livestock presence ( $P = 0.002$ ,  $R^2 = 0.094$ ) and finally the vegetation type ( $P = 0.046$ ,  $R^2 = 0.043$ ) (Table 4).

**Fig. 2** Species richness of dung beetles (whiskers, median and outliers) in the native forest (NF) and four land uses (PP: pine plantations, AP: agroforestry parklands, SS: silvo-pastoral systems and OP: open pastures) in the southern Atlantic forest of Argentina. Different letters indicate significant differences with  $P < 0.05$  (Conover post hoc pairwise test)





**Fig. 3** Non-metric multi-dimensional scaling (NMDS) based on the dung beetle community composition in the native forest and four land uses in the southern Atlantic forest of Argentina. Triangles: native forests (NF), squares: pine plantations (PP), inverted triangles: agroforestry parklands (AP), dots: silvo-pastoral systems (SS) and diamonds: open pastures (OP)

**Table 3** Average similarity (through PERMANOVA) results between native forests and four land uses in the southern Atlantic forest of Argentina

	NF	PP	AP	SS
NF	–	–	–	–
PP	63.262**	–	–	–
AP	59.655**	63.127*	–	–
SS	60.144**	65.862**	75.339	–
OP	15.470**	22.871*	26.879**	30.135*

*NF* native forests, *PP* pine plantations, *AP* agroforestry parklands, *SS* silvo-pastoral systems, *OP* open pastures

\* $P < 0.05$ , \*\* $P < 0.01$

## Discussion

We expected that the land uses preserving canopy and native vegetation would also preserve the dung beetle diversity of the native forest (both regarding richness and composition). Our results partially support this hypothesis since both the richness and composition of species were similar to the native forest in land uses with canopy cover (agroforestry parklands, pine plantations and silvo-pastoral systems) and strongly different in open habitats (open pastures). While the presence of cows and the vegetation type had a significant effect, explaining differences in species composition, the presence of canopy was, by far, the primary factor preserving native dung beetle communities in studied land uses. Previous studies carried out in the Atlantic forest have explored the influence of canopy cover,



**Table 4** PERMANOVA results (through the ‘Adonis’ function in R, using a Bray–Curtis index as a dissimilarity measure and 999 permutations) between three factors: canopy cover (presence–absence), vegetation (native–exotic) and livestock (presence–absence) to evaluate the influence of these three factors on dung beetle species composition in the native forest and four different land uses (pine plantations, agroforestry parklands, silvo-pastoral systems and open pastures) in the southern Atlantic forest of Argentina

Factors	Df	SS	MS	F	R <sup>2</sup>	P
Canopy cover (presence–absence)	1	2.210	2.210	35.283	0.541	0.001***
Vegetation (native–exotic)	1	0.176	0.177	2.804	0.043	0.046*
Livestock (presence–absence)	1	0.384	0.384	6.134	0.094	0.002**
Residues	21	1.315	0.063		0.322	

Df degrees of freedom, SS sum of squares, MS mean squares, F statistic, R<sup>2</sup> “effect size”, P P-value

\*\*\* $P \leq 0.001$ , \*\* $P < 0.01$ , \* $P < 0.05$

Higher R<sup>2</sup> indicates higher explanatory power

microclimate conditions and diversity of resources on the response of dung beetles to habitat disturbance (Hernández et al. 2014; da Silva and Hernández 2016; Bogoni et al. 2016; Gómez-Cifuentes et al. 2017; Giménez Gómez et al. 2018); however, this is the first study considering canopy cover, livestock and vegetation type at the same time to explain the response of dung beetle communities to intensive land uses.

A large number of previous studies have shown that the replacement, fragmentation and degradation of tropical and subtropical forests by intensive and semi-intensive land uses (e.g., cattle raising, tree plantations and agriculture) change dung beetle abundance (Sánchez-de-Jesús et al. 2016), richness and composition (Halffter and Arellano 2002; Scheffler 2005; Nichols et al. 2007; Gardner et al. 2008; Neita and Escobar 2012; Peyras et al. 2012; Audino et al. 2014; Hernández et al. 2014; Gómez-Cifuentes et al. 2017). In general, the magnitude of these changes has been associated with the loss of forest resources (such as trophic resources) and conditions (Nichols et al. 2007; Hernández et al. 2014; Hewavithana et al. 2016; Gómez-Cifuentes et al. 2017). In our study, canopy cover was the main driver of dung beetle diversity; land uses preserving forest canopy cover (either exotic or native) preserved not only forest species richness but also species composition. In contrast, both richness and composition greatly decreased in the open habitats. Our results are similar to those found by Nichols et al. (2007) but differ from those of Gardner et al. (2008). This discrepancy is probably associated with the type of land uses considered in each study. Gardner et al. (2008) found microclimatic differences between forest and tree plantations, whereas Nichols et al. (2007) and us found that the microclimatic conditions of the forest and the land uses preserving canopy were similar. These differences could be explained by the physiological intolerance of forest dung beetles to high temperatures and low humidity (Sowig 1995; Lobo et al. 1998; Chown 2001).

In a recent study, Alvarado et al. (2018) also found that the canopy cover has a primary influence determining dung beetle communities in livestock areas at multiple scales and that the presence of livestock has a secondary effect. Canopy cover has probably an indirect influence on dung beetles through the regulation of several soil and understory microclimatic conditions such as radiant heat, light intensity, air temperature and humidity, and soil temperature and humidity (Halffter et al. 1992; Davis et al. 2002; Tuff et al. 2016). Given the narrow abiotic tolerances of many forest dung beetle species, disturbances that alter microclimatic factors directly affect dung beetle diversity

(Davis et al. 2000; Duncan and Byrne 2000; Chown 2001; Nichols et al. 2007). In relation to the influence of livestock, although many species are primary coprophagous in the study area, cow dung is probably a low quality resource since the majority of species prefer dung for omnivorous species rather than herbivorous (Giménez Gómez et al. 2018); this low preference could probably explain the secondary role of livestock presence, explaining differences in species composition. Moreover, the diversity of dung types, and therefore the diversity of mammals, is more important than the abundance of only one dung type to maintain dung beetle communities in a specific habitat (Bogoni et al. 2016; Giménez Gómez et al. 2018). Additionally, the capacity of native species to exploit open habitats in the Atlantic forest is probably more related to physiological tolerance rather than resources availability (Giménez Gómez et al. 2018). As an example, *Chalcocopris hesperus* Olivier and *Dichotomius sericeus* are coprophagous species but the first species was captured only in the native forest and the second was present in all habitats. The main difference between both species is the activity pattern: *Chalcocopris hesperus* is a diurnal species while *Dichotomius sericeus* is nocturnal. The type of dung that a species uses can limit its capacity to use a specific habitat but its thermal tolerance is probably more important and is associated with canopy cover. Finally, the low influence of vegetation type (native or exotic) is not surprising because only very few species of dung beetles require plant material for feeding or nesting, such as species of the genera *Paraphytus* Harold (rotten wood), *Pachysoma* Macleay (vegetable detritus and dry dung), and *Cephalodesmius* Westwood (decomposed leaf pieces, flowers, seeds, and fruits) (Halffter and Matthews 1966; Monteith and Storey 1981; Scholtz et al. 2004; Davis et al. 2008; Halffter and Halffter 2009; Holter et al. 2009). In our study, only *Dichotomius carbonarius* Mannerheim has been found provisioning its brood chambers with a filling of small, comminuted, dry leaf pieces and an outer layer of more entire leaves (Dinghi et al. 2013).

Our results and previous studies suggest that the microclimatic conditions in the understory, rather than the type of vegetation or presence of livestock, determine patterns of dung beetles in land uses of tropical and subtropical regions. These results lead to a simple but powerful conclusion for the management of anthropogenic land uses: the conservation of canopy (either native or exotic) is determinant to preserve dung beetle communities and, highly probably, the ecological functions performed by this taxon. However, the ecophysiological mechanism behind the response of dung beetles to habitat disturbance is poorly understood. Thus, further studies in this direction should be performed to gather information to increase the long-term suitability of land uses.

**Acknowledgements** We wish to thank Fernando Foletto, Andrés Gómez-Cifuentes, Gisele Jaime, Natalia Vespa and Soledad Soto for their help in the fieldwork. Also, we wish to thank farmers for their hospitality, Fernando Vaz-de-Mello for helping us to examine the taxonomic component in the identification of dung beetles, Santiago José Velazco for the assistance in statistical analysis and Juan Ariel Insaurralde for helping us with the map. Finally, we wish to thank anonymous reviewers who have helped to improve the manuscript. The Centro de Investigaciones del Bosque Atlántico (CeIBA) Misiones, Argentina, provided logistical support. Financial support was provided by CONICET (Project UE IBS # 22920160100130CO to M. Di Bitteti), UCAR-MAGyP (BIO 23, PIA 10105-14057 to G. Zurita) and ANPCyT (PICT-PRH 2702 to G. Zurita). National Park Administration, the Misiones Ministry of Ecology and Arauco Argentina S.A. provided the necessary permissions to collect dung beetles.

## Compliance with ethical standards

**Conflict of interest** The authors declare that they have no conflict of interest.


## References

- Alvarado F, Escobar F, Williams DR, Arroyo-Rodríguez V, Escobar-Hernández F (2018) The role of livestock intensification and landscape structure in maintaining tropical biodiversity. *J Appl Ecol* 55:185–194
- Andresen E, Feer F (2005) The role of dung beetles as secondary seed dispersers and their effect on plant regeneration in tropical rainforests. In: Forget PM, Lambert JE, Hulme PE, Vander Wall SB (eds) Predation, dispersal and seedling establishment. CABI International, Wallingford, pp 331–349
- Arellano L, León-Cortés J, Halffter G (2008) Response of dung beetle assemblages to landscape structure in remnant natural and modified habitats in southern Mexico. *Insect Conserv Diver* 1:253–262
- Audino I, Louzada J, Comita L (2014) Dung beetles as indicators of tropical forest restoration success: is it possible to recover species and functional diversity? *Biol Conserv* 169:248–257
- Bogoni JA, Graipel ME, Volkmer de Castilho P, Moreli Fantacini F, Villanova Kuhnen V, Ribeiro Luiz M, Bernardes Maccarini T, Marcon CB, Pimentel Teixeira CS, Tortato MA, Vaz-de-Mello FZ, Hernández MIM (2016) Contributions of the mammal community, habitat structure, and spatial distance to dung beetle community structure. *Biodivers Conserv* 25:1661–1675
- Campanello PI, Montti L, Goldstein G, Mac Donagh P (2009) Reduced impact logging and post-harvesting forest management in the Atlantic Forest: alternative approaches to enhance canopy tree growth and regeneration and to reduce the impact of invasive species. In: Grossberg SP (ed) forest management. Nova Science, New York, pp 39–59
- Chao A, Ma KH, Hsieh TC (2016) iNEXT (iNterpolation and EXTrapolation) Online: software for interpolation and extrapolation of species diversity. Program and user's guide. [http://chao.stat.nthu.edu.tw/wordpress/software\\_download/](http://chao.stat.nthu.edu.tw/wordpress/software_download/)
- Chown SL (2001) Physiological variation in insects: hierarchical levels and implications. *J Insect Physiol* 47:649–660
- Clarke KR (1993) Non-parametric multivariate analyses of changes in community structure. *Aust J Ecol* 18:117–143
- Clarke KR, Gorley RN (2006) PRIMER v6. User manual/tutorial. PRIMER-E, Plymouth
- Culot L, Bovy E, Vaz-de-Mello FZ, Guevara R, Galetti M (2013) Selective defaunation affects dung beetle communities in continuous Atlantic rainforest. *Biol Conserv* 163:79–89
- Da Silva PG, Hernández MIM (2016) Spatial variation of dung beetle assemblages associated with forest structure in remnants of southern Brazilian Atlantic Forest. *Rev Bras Entomol* 60:73–81
- Davies KF, Margules CR (1998) Effects of habitat fragmentation on carabid beetles: experimental evidence. *J Anim Ecol* 67:460–471
- Davis ALV, Chown SL, McGeoch MA, Scholtz CH (2000) A comparative analysis of metabolic rate in six Scarabaeus species (Coleoptera: Scarabaeidae) from southern Africa: further caveats when inferring adaptation. *J Insect Physiol* 46:553–562
- Davis ALV, Van Aarde RJ, Scholtz CH, Delpont JH (2002) Increasing representation of localized dung beetles across a chronosequence of regenerating vegetation and natural dune forest in South Africa. *Glob Ecol Biogeogr* 11:191–209
- Davis ALV, Frolov AV, Scholtz CH (2008) The African dung beetle genera. Protea Book Publishers, Pretoria
- Dinghi PA, Sánchez MV, Cantil LF, Sarzetti LC, Genise JF (2013) Leaf-litter brood chambers in *dichotomius* (*luederwaldtinia*) *carbonarius* (mannerheim, 1829) (coleoptera: scarabaeidae): a novel behavior for dung beetles. *Coleopt Bull* 67:388–396
- Dinno A (2017) conover.test: conover-iman test of multiple comparisons using rank sums. R package version 1.1.4. <https://CRAN.R-project.org/package=conover.test>. Accessed 2nd Dec 2017
- Dirzo R, Raven PH (2003) Global state of biodiversity and loss. *Annu Rev Environ Resour* 28:137–167
- Duncan FD, Byrne MJ (2000) Discontinuous gas exchange in dung beetles: patterns and ecological implications. *Oecologia* 122:452–458
- Filgueiras B, Tabarelli M, Leal I, Vaz-De-Mello FZ, Iannuzzi L (2015) Dung beetle persistence in human-modified landscapes: combining indicator species with anthropogenic land uses and fragmentation-related effects. *Ecol Indic* 55:65–73
- Filloy J, Zurita GA, Corbelli J, Bellocq MI (2010) On the similarity among bird communities: testing the influence of distance and land use. *Acta Oecol* 36:333–338
- Gardner TA, Hernández MIM, Barlow J, Peres CA (2008) Understanding the biodiversity consequences of habitat change: the value of secondary and plantation forests for neotropical dung beetles. *J Appl Ecol* 45:883–893

- Giménez Gómez VC, Verdú JR, Gómez-Cifuentes A, Vaz-de-Mello FZ, Zurita GA (2018) Influence of land use on the trophic niche overlap of dung beetles in the semideciduous Atlantic forest of Argentina. *Insect Conserv Divers*. <https://doi.org/10.1111/icad.12299>
- Gómez-Cifuentes A, Munevar A, Gimenez VC, Gatti MG, Zurita GA (2017) Influence of land use on the taxonomic and functional diversity of dung beetles (Coleoptera: Scarabaeinae) in the southern Atlantic forest of Argentina. *J Insect Conserv* 21:147–156
- Halffter G, Arellano L (2002) Response of dung beetle diversity to human-induced changes in a tropical landscape. *Biotropica* 34:144–154
- Halffter G, Halffter V (2009) Why and where coprophagous beetles (Coleoptera: Scarabaeinae) eat seed, fruits or vegetable detritus. *Bol SEA* 45:1–22
- Halffter G, Matthews EG (1966) The natural history of dung beetles of the subfamily Scarabaeinae (Coleoptera, Scarabaeidae). *Folia Entomol Mex* 14:1–312
- Halffter G, Favila ME, Halffter V (1992) A comparative study of the structure of the scarab guild in Mexican tropical rain forests and derived ecosystems. *Folia Entomol Mex* 84:131–156
- Hanski I, Cambefort Y (1991) Dung beetle ecology. Princeton University Press, Princeton
- Hernández MIM, Vaz-de-Mello FZ (2009) Seasonal and spatial species richness variation of dung beetle (Coleoptera, Scarabaeidae s. str.) in the Atlantic Forest of southeastern Brazil. *Rev Bras Entomol* 153:607–613
- Hernández MIM, Barreto PSCS, Costa VH, Creao-Duarte J, Favila ME (2014) Response of a dung beetle assemblage along a reforestation gradient in *Restinga* forest. *J Insect Conserv* 18:539–546
- Hewavithana DK, Wijesinghe MR, Dangalle CD, Dharmarathna HAS (2016) Habitat and dung preferences of scarab beetles of the subfamily Scarabaeinae: a case study in a tropical monsoon forest in Sri Lanka. *Int J Trop Insect Sci* 36:97–105
- Holter P, Scholtz CH, Stenseng L (2009) Desert detritivory: nutritional ecology of a dung beetle (*Pachysoma glentoni*) subsisting on plant litter in arid South African sand dunes. *J Arid Environ* 73:1090–1094
- Izquierdo AE, De Angelo CD, Aide TM (2008) Thirty years of human demography and land use change in the Atlantic Forest of Misiones, Argentina: an evaluation of the forest transition model. *Ecol Soc* 13:3. <http://www.ecologyandsociety.org/vol13/iss2/art3/>
- Larsen TH, Forsyth A (2005) Trap spacing and transect design for dung beetles biodiversity studies. *Biotropica* 37:322–325
- Lobo JM, Lumaret JP, Jay-Robert P (1998) Sampling dung beetles in the French Mediterranean area: effects of abiotic factors and farm practices. *Pedobiologia* 42:252–266
- Mittermeier RA, Myers N, Thomsen JB, Da Fonseca GAB, Olivieri S (1998) Biodiversity hotspots and major tropical wilderness areas: approaches to setting conservation priorities. *Conserv Biol* 12:516–520
- Monteith GB, Storey RI (1981) The biology of *Cephalodesmus*, a genus of dung beetles which synthesizes “dung” from plant material (Coleoptera: Scarabaeidae: Scarabaeinae). *Mem Queensl Mus* 20:253–277
- Myers N, Knoll AH (2001) The biotic crisis and the future of evolution. *Proc Natl Acad Sci USA* 98:5389–5392
- Myers N, Mittermeier RA, Mittermeier CG, Da Fonseca GAB, Kent YJ (2000) Biodiversity hotspots for conservation priorities. *Nature* 403:853–858
- Neita JC, Escobar F (2012) The potential value of agroforestry to dung beetle diversity in the wet tropical forests of the Pacific lowlands of Colombia. *Agrofor Syst* 85:121–131
- Nichols E, Larsen T, Spector S, Davis AL, Escobar F, Favila M, Vulinec K (2007) Global dung beetle response to tropical forest modification and fragmentation: a quantitative literature review and meta-analysis. *Biol Conserv* 137:1–19
- Nichols E, Spector S, Louzada J, Larsen T, Amezcuita S, Favila ME (2008) Ecological functions and ecosystem services provided by Scarabaeinae dung beetles. *Biol Conserv* 141:1461–1474
- Nichols E, Uriarte M, Bunker DE, Favila ME, Slade EM, Vulinec K (2013) Trait-dependent response of dung beetle populations to tropical forest conversion at local and regional scales. *Ecology* 94:180–189
- Novacek MJ, Cleland EE (2001) The current biodiversity extinction event: scenarios for mitigation and recovery. *Proc Natl Acad Sci USA* 98:5466–5470
- Ocampo FC, Hawks DC (2006) Molecular phylogenetics and evolution of the food relocation behaviour of the dung beetle tribe Euraniini (Coleoptera: Scarabaeidae: Scarabaeinae). *Invertebr Syst* 20:557–570
- Oksanen J, Blanchet FG, Friendly M, Kindt R, Legendre P, McGlenn D, Minchin PR, O’Hara RB, Simpson GL, Solymos P, Stevens MHM, Szoecs E, Wagner H (2017) vegan: Community Ecology Package. R package version 2.4-3. <https://CRAN.R-project.org/package=vegan2012>. Accessed 6 Nov 2017
- Oliveira-Filho AT, Fontes IAM (2000) Patterns of floristic differentiation among Atlantic forests in Southeastern Brazil and the influence of climate. *Biotropica* 32:793–810

- Osberg DC, Doube BM, Hanrahan SA (1993) Habitat specificity in African dung beetles: the effect of soil type on dung burial by two species of ball-rolling dung beetles (Coleoptera: Scarabaeidae). *Trop Zool* 6:243–251
- Peyras M, Vespa N, Bellocq M, Zurita G (2012) Quantifying edge effects: the role of habitat contrast and species specialization. *J Insect Conserv* 17:807–820
- Philips K, Pretorius E, Scholtz C (2004) A phylogenetic analysis of dung beetles (Scarabaeinae: Scarabaeidae): unrolling an evolutionary history. *Invertebr Taxon* 18:53–88
- Pineda E, Moreno C, Escobar F, Halffter G (2005) Frog, bat and dung beetle diversity in the cloud forest and coffee agroecosystems of Veracruz, Mexico. *Conserv Biol* 19:400–410
- Quintero I, Roslin T (2005) Rapid recovery of dung beetle communities following habitat fragmentation in central Amazonia. *Ecology* 12:3303–3311
- R Development Core Team (2017) R: a language and environment for statistical computing. R Foundation for Statistical Computing, Vienna. ISBN 3-900051-07-0. <http://www.R-project.org>
- Sánchez-de-Jesús H, Arroyo-Rodríguez V, Andresen E, Escobar F (2016) Forest loss and matrix composition are the major drivers shaping dung beetle assemblages in a fragmented rainforest. *Landsch Ecol* 31:843–854
- Scheffler PY (2005) Dung beetle (Coleoptera: Scarabaeidae) diversity and community structure across three disturbance regimes in eastern Amazonia. *J Trop Ecol* 21:9–19
- Scholtz CH, Harrison JG, Grebennikov VV (2004) Dung beetle (Scarabaeus (Pachysoma)) biology and immature stages: reversal to ancestral states under desert conditions (Coleoptera: Scarabaeidae). *Biol J Linnean Soc* 83:453–460
- Sowig P (1995) Habitat selection and offspring survival rate in three paracoprid dung beetles: the influence of soil type and soil moisture. *Ecography* 18:147–154
- Spector S (2006) Scarabaeine dung beetles (Coleoptera: Scarabaeidae: Scarabaeinae): an invertebrate focal taxon for biodiversity research and conservation. *Coleopt Bull* 60:71–83
- Tonelli M, Verdú JR, Zunino M (2017) Effects of grazing intensity and the use of veterinary medical products on dung beetle biodiversity in the sub-mountainous landscape of Central Italy. *PeerJ Preprints* 4:e2358v1. <https://doi.org/10.7287/peerj.preprints.2358v1>
- Tshikae BP, Davis ALV, Scholtz CH (2013) Species richness e energy relationships and dung beetle diversity across an aridity and trophic resource gradient. *Acta Oecol* 49:71–82
- Tuff KT, Tuff T, Davies KF (2016) A framework for integrating thermal biology into fragmentation research. *Ecol Lett* 19:361–374
- Verdú JR, Moreno CE, Sánchez-Rojas G, Numa C, Galante E, Halffter G (2007) Grazing promotes dung beetle diversity in the xeric landscape of a Mexican biosphere reserve. *Biol Conserv* 140:308–317
- Verdú JR, Lobo MJ, Sánchez-Piñero F, Gallego B, Numa C, Lumaret JP, Cortez V, Ortiz A, Tonelli M, García-Teba Rey A, Rodríguez A, Durán J (2017) Ivermectin residues disrupt dung beetle diversity, soil properties and ecosystem functioning: an interdisciplinary field study. *Sci Total Environ* 618:219–228
- Vulínek K (2002) Dung beetle communities and seed dispersal in primary forest and disturbed land in Amazonia. *Biotropica* 34:297–309
- Zaninovich SC, Fontana JL, Gatti MG (2016) Atlantic forest replacement by non-native tree plantations: comparing aboveground necromass between native forest and pine plantation ecosystems. *For Ecol Manag* 363:39–46
- Zurita GA, Bellocq MI (2012) Bird assemblages in anthropogenic habitats: identifying a suitability gradient for native species in the Atlantic forest. *Biotropica* 44:412–419

## Affiliations

V. C. Giménez Gómez<sup>1</sup>  · J. R. Verdú<sup>2</sup> · C. B. Guerra Alonso<sup>1</sup> · G. A. Zurita<sup>1,3</sup>

<sup>1</sup> Instituto de Biología Subtropical - Universidad Nacional de Misiones – CONICET, Bertoni 85, 3370 Puerto Iguazú, Misiones, Argentina

<sup>2</sup> I.U.I. CIBIO, Universidad de Alicante, Carretera de San Vicente del Raspeig s/n, 03690 Alicante, Spain

<sup>3</sup> Facultad de Ciencias Forestales, Universidad Nacional de Misiones, Bertoni 128, Eldorado, Misiones, Argentina